

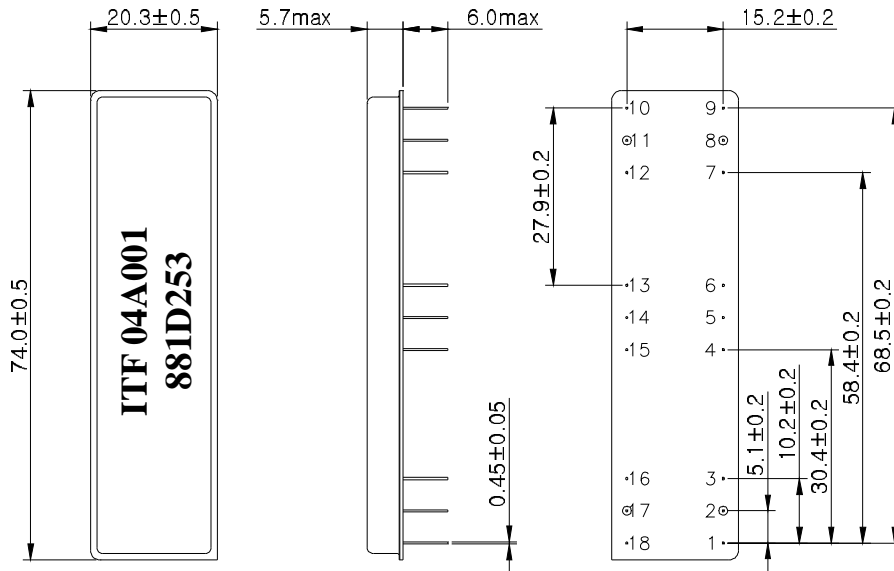
SAW Delay-Line 881D253



1. Features

- CDMA RF Delay-Line
- Single-Ended Operation
- DIP Package
- Maximum Storage Temperature Range : -40°C ~ 85°C
- Electrostatics Sensitive Device (ESD)

2. Package Dimension



Package : D7420

Dimensions shown are nominal in millimeters
 Base : Fe(SPCC), Au plating over Ni plated
 Cap : Cu & Cr Alloy, Ni Plated
 Termination : Kovar, Au Plated

Pin Configuration	
17	Input
8	Output
2, 11	Ground
Others	Case ground

	ITF Co., Ltd. 102-901, Bucheon Technopark 364, Samjeong-Dong, Ojeong-Gu, Bucheon-City, Gyeonggi-Do, Korea 421-809	Part No.	881D253	
		Rev. Date	2004-05-27	
		Rev.	ND1006-CS02	1/5

SAW Delay-Line 881D253



3. Specifications

Fo = 881.5 MHz

Terminating source impedance : 50Ω and matching network

Terminating load impedance : 50Ω and matching network

		Minimum	Typical	Maximum
Center Frequency	MHz	-	881.5	-
Insertion Loss	dB	-	32.0	35.0
3dB Bandwidth	MHz	45.0	64.5	-
30dB Bandwidth	MHz	-	110.0	120.0
Amplitude Ripple (Fo +/- 12.5 MHz)	dB	-	0.8	1.0
Group Delay Variation (Fo +/- 12.5 MHz)	nsec	-	80	300
Absolute Delay	usec	14.8	15.0	15.2
Ultimate Rejection	dB	-	35	-
Temperature Coefficient of Frequency	ppm/°C	-	-94	-

Notes :

- 1) All specifications are based on the matching schematic shown below
- 2) All specifications are measured by Agilent Network analyzer and full 2 port calibration at room temperature
- 3) All attenuation measurements are measured relative to insertion loss

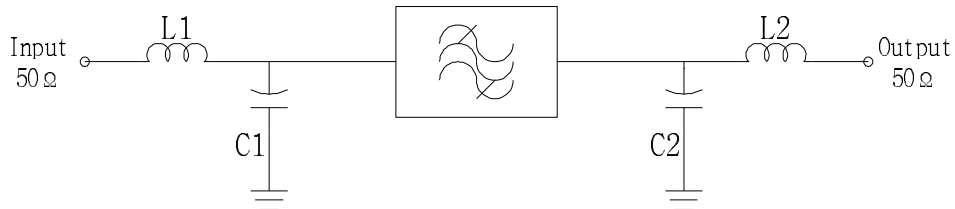
	ITF Co., Ltd. 102-901, Bucheon Technopark 364, Samjeong-Dong, Ojeong-Gu, Bucheon-City, Gyeonggi-Do, Korea 421-809	Part No.	881D253	
		Rev. Date	2004-05-27	
		Rev.	ND1006-CS02	2/5

SAW Delay-Line 881D253



4. Matching Schematic

(Actual matching values may vary due to PCB layout and parasitics)



$$L1 = L2 = 6.8 \text{ nH}$$

$$C1 = C2 = 3 \text{ pF}$$

5. Marking Configuration

ITF¹⁾ 04A001²⁾

881D253³⁾

1) Manufacturer name

2) Lot Number

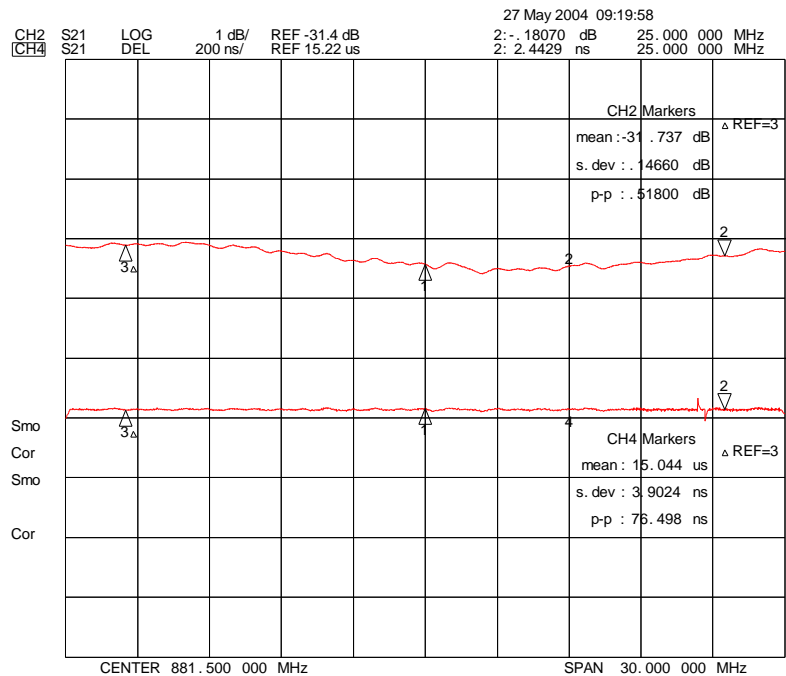
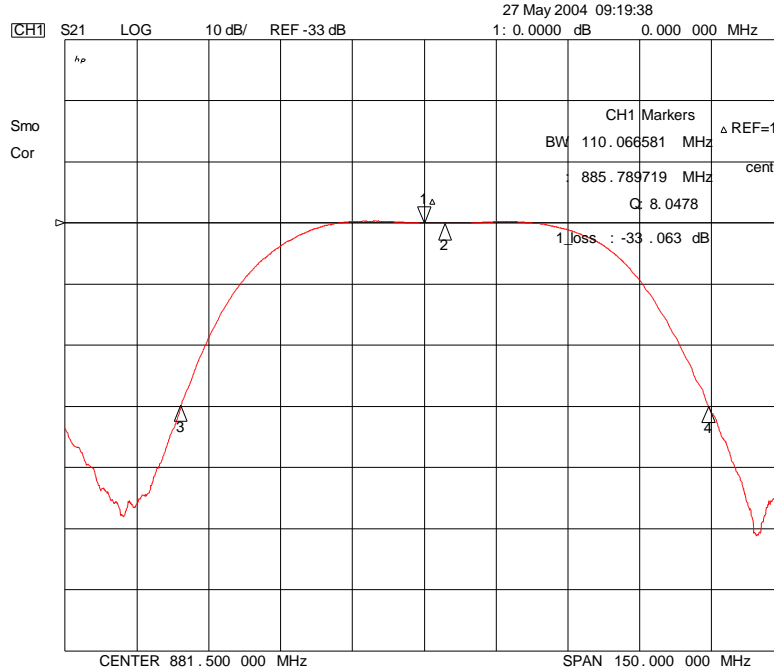
3) Part Number

	ITF Co., Ltd. 102-901, Bucheon Technopark 364, Samjeong-Dong, Ojeong-Gu, Bucheon-City, Gyeonggi-Do, Korea 421-809	Part No.	881D253	
		Rev. Date	2004-05-27	
		Rev.	ND1006-CS02	3/5

SAW Delay-Line 881D253

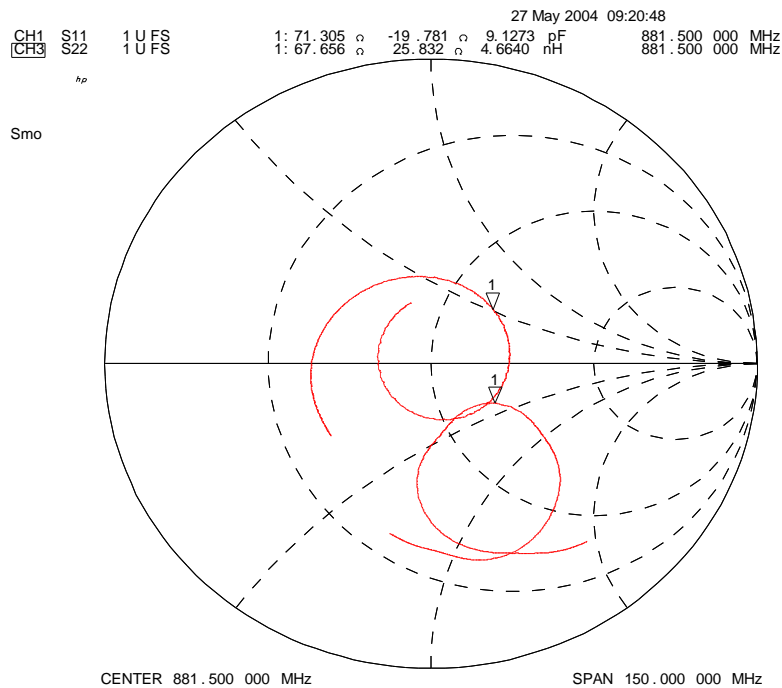
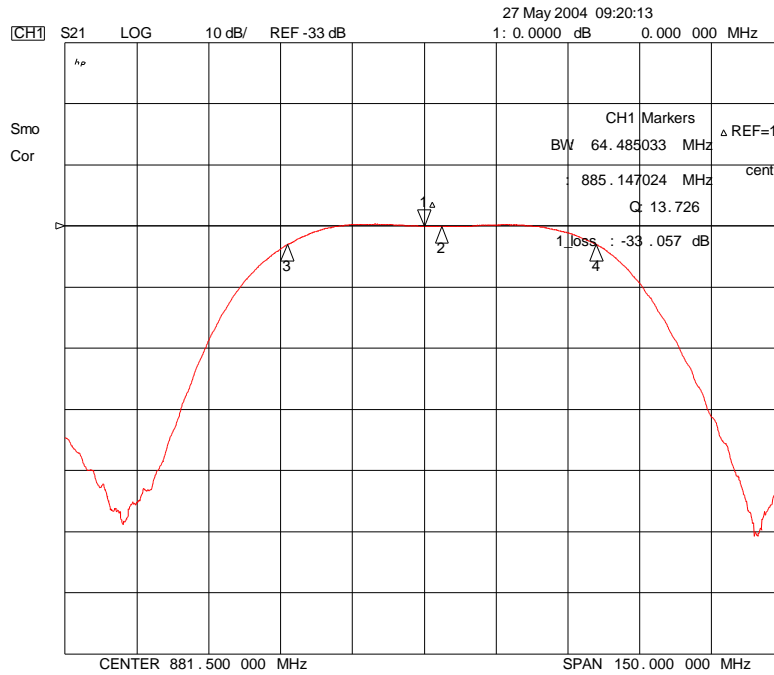


6. Typical Performance (at +25°C)



	ITF Co., Ltd. 102-901, Bucheon Technopark 364, Samjeong-Dong, Ojeong-Gu, Bucheon-City, Gyeonggi-Do, Korea 421-809	Part No.	881D253	
		Rev. Date	2004-05-27	
		Rev.	ND1006-CS02	4/5

SAW Delay-Line 881D253



	ITF Co., Ltd. 102-901, Bucheon Technopark 364, Samjeong-Dong, Ojeong-Gu, Bucheon-City, Gyeonggi-Do, Korea 421-809	Part No.	881D253	
		Rev. Date	2004-05-27	
		Rev.	ND1006-CS02	5/5