

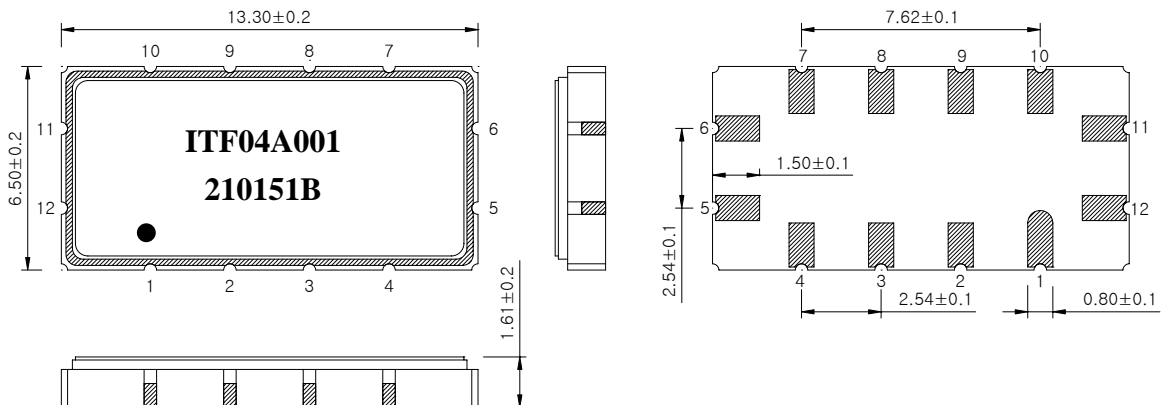
SAW Bandpass Filter 210151B



1. Features

- IF Bandpass Filter
- Low-Loss Filter
- Single-Ended Operation
- Ceramic Surface Mount Device (SMD) Package
- Maximum Storage Temperature Range : -40 °C ~ 85 °C
- Electrostatics Sensitive Device (ESD)

2. Package Dimension



Package : S1365

Dimensions shown are nominal in millimeters

Body : Al₂O₃ Ceramic

Lid : Kovar, Ni Plated

Terminations : Au plating 0.3 ~ 1.0 um, Over a 1.27 ~ 8.89 um Ni Plating

Pad Configuration	
11	Input
5	Output
6, 12	Ground
Other	Case ground



ITF Co., Ltd.
 102-901, Bucheon Technopark 364,
 Samjeong-Dong, Ojeong-Gu, Bucheon-City,
 Gyeonggi-Do, Korea 421-809

Part No.	210151B	
Rev. Date	2004-03-24	
Rev.	DS4026-CS01	1/5

SAW Bandpass Filter 210151B



3. Specifications

Fo = 60 MHz

Terminating source impedance : 50Ω and matching network

Terminating load impedance : 50Ω and matching network

Operating Temperature Range : -35°C ~ +75°C		Minimum	Typical	Maximum
Center Frequency	MHz	59.85	60.0	60.15
Insertion Loss	dB	-	12.6	14.0
1dB Bandwidth	MHz	1.2	1.5	-
3dB Bandwidth	MHz	1.6	1.9	2.2
40dB Bandwidth	MHz	-	3.7	4.0
Amplitude Ripple (Fo +/- 0.42 MHz)	dB	-	0.3	1.0
Group Delay Variation (Fo +/- 0.42 MHz)	nsec	-	90	200
Absolute Delay	usec	-	1.6	-
Ultimate Rejection	dB	40	45	-
Temperature Coefficient of Frequency	ppm/°C	-	-17	-

Room Temperature : +25°C		Minimum	Typical	Maximum
Amplitude Ripple (Fo +/- 0.5 MHz)	dB	-	0.3	1.0
Group Delay Variation (Fo +/- 0.5 MHz)	nsec	-	90	200

Notes :

- 1) All specifications are based on the matching schematic shown below
- 2) All specifications are measured by Agilent Network analyzer and full 2 port calibration
- 3) Electrical margin has been built into the design to account for the variations due to temperature drift and manufacturing tolerances
- 4) All attenuation measurements are measured relative to insertion loss

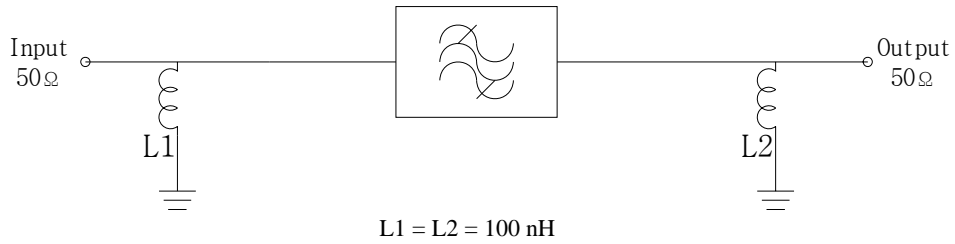
	ITF Co., Ltd. 102-901, Bucheon Technopark 364, Samjeong-Dong, Ojeong-Gu, Bucheon-City, Gyeonggi-Do, Korea 421-809	Part No.	210151B	
		Rev. Date	2004-03-24	
		Rev.	DS4026-CS01	2/5

SAW Bandpass Filter 210151B



4. Matching Schematic

(Actual matching values may vary due to PCB layout and parasitics)



5. Marking Configuration

ITF¹⁾04A001²⁾

210151B³⁾


● ⁴⁾

1) Manufacturer Name

2) Lot Number

3) Part Number

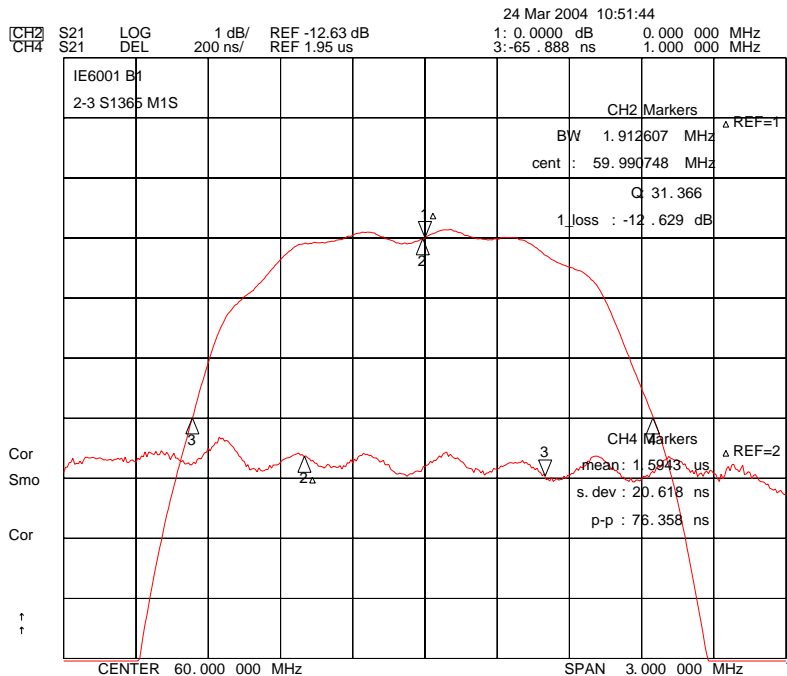
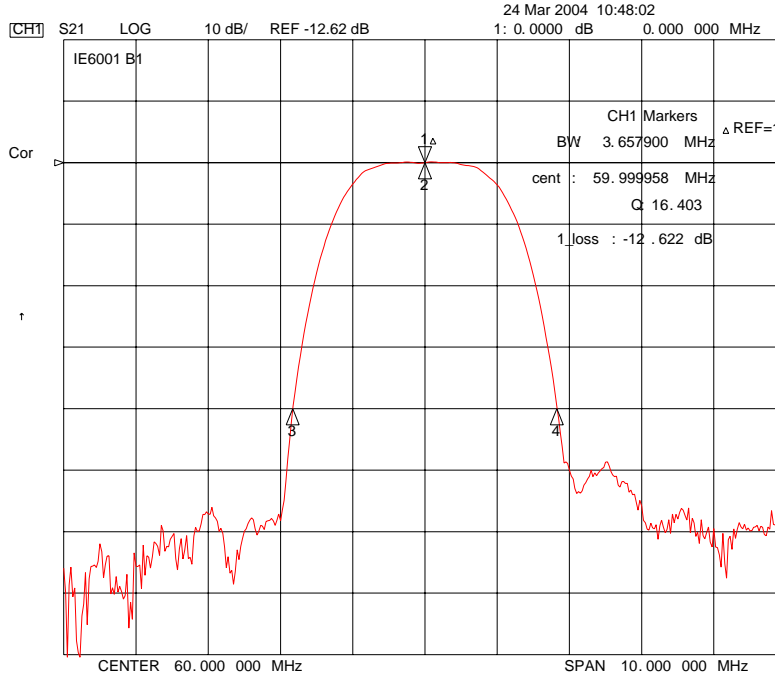
4) Pad Number 1 Index

	ITF Co., Ltd. 102-901, Bucheon Technopark 364, Samjeong-Dong, Ojeong-Gu, Bucheon-City, Gyeonggi-Do, Korea 421-809	Part No.	210151B	
		Rev. Date	2004-03-24	
		Rev.	DS4026-CS01	3/5

SAW Bandpass Filter 210151B



6. Typical Performance (at +25°C)



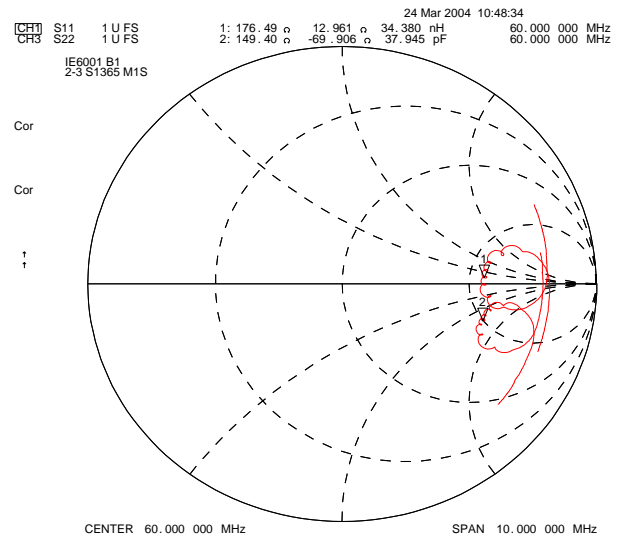
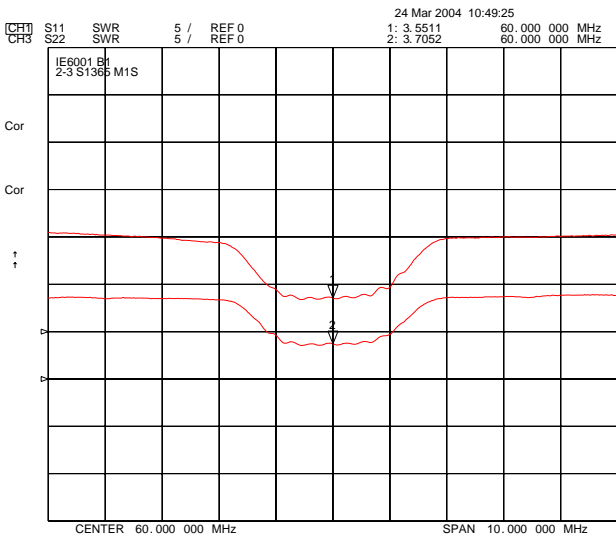
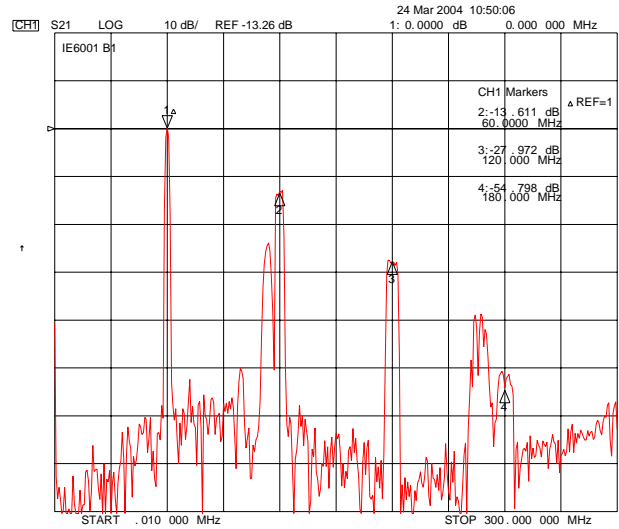
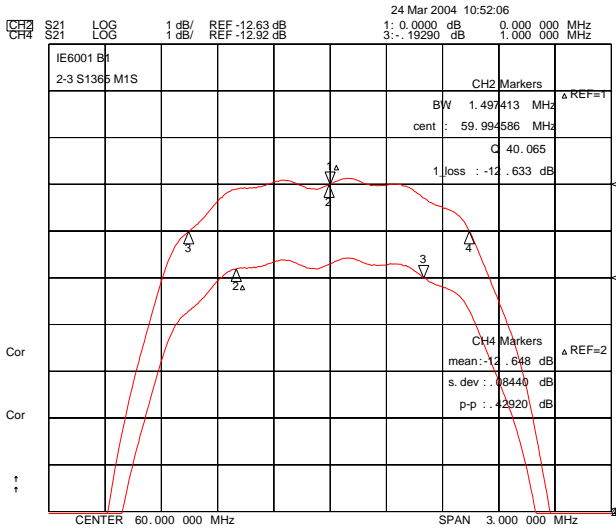
ITF Co., Ltd.
 102-901, Bucheon Technopark 364,
 Samjeong-Dong, Ojeong-Gu, Bucheon-City,
 Gyeonggi-Do, Korea 421-809

Part No. 210151B

Rev. Date 2004-03-24

Rev. DS4026-CS01 4/5

SAW Bandpass Filter 210151B



ITF Co., Ltd.
 102-901, Bucheon Technopark 364,
 Samjeong-Dong, Ojeong-Gu, Bucheon-City,
 Gyeonggi-Do, Korea 421-809

Part No.	210151B	
Rev. Date	2004-03-24	
Rev.	DS4026-CS01	5/5