

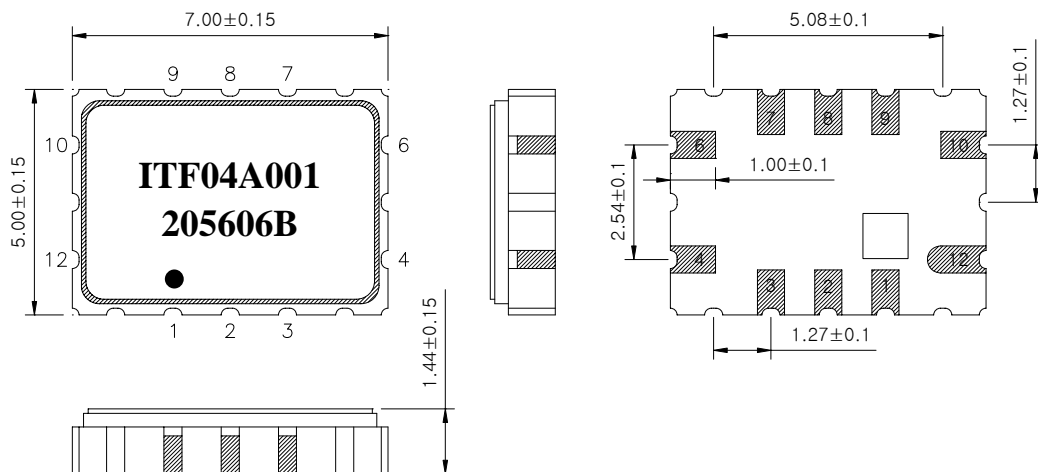
SAW Bandpass Filter 205606B - Preliminary



1. Features

- IF bandpass filter
- Low Insertion Loss
- Single-ended operation
- SMD Package
- Maximum Storage Temperature Range : -40 °C ~ 85 °C
- Electrostatics Sensitive Device (ESD)

2. Package Dimension



Package : S7050

Dimensions shown are nominal in millimeters

Body : Al₂O₃ Ceramic

Lid : Kovar, Ni Plated

Terminations : Au plating 0.3 ~ 1.0 um, Over a 1.27 ~ 8.89 um Ni Plating

Pin Configuration	
10	Input
4	Output
6, 12	Ground
other	Case ground



ITF Co., Ltd.
 102-901, Bucheon Technopark 364,
 Samjeong-Dong, Ojeong-Gu, Bucheon-City,
 Gyeonggi-Do, Korea 421-809

Part No. 205606B

Rev. Date 2004-02-26

Rev. DS4022-CS01 1/5

SAW Bandpass Filter 205606B - Preliminary



3. Specifications

Fo = 110.592 MHz


Terminating source impedance : 50Ω and matching network

Terminating load impedance : 50Ω and matching network

Operating temperature range : - 10 to + 60 °C		Minimum	Typical	Maximum
Center Frequency	MHz	-	110.592	-
Insertion Loss	dB	-	9.0	11.0
3dB Bandwidth	MHz	1.0	1.45	-
35dB Bandwidth	MHz	-	3.46	4.0
Amplitude Ripple (Fo +/-0.3 MHz)	dB	-	0.2	0.8
Group Delay Variation (Fo +/- 0.3 MHz)	nsec	-	100	200
Absolute Delay	usec	-	0.8	-
Ultimate Rejection	dB	35	38	-
Temperature Coefficient of Frequency	ppm/°C	-	-15	-

Notes :

- 1) All specifications are based on the matching schematic shown below
- 2) All specifications are measured by Agilent Network analyzer and full 2-port calibration
- 3) Electrical margin has been built into the design to account for the variations due to temperature drift and manufacturing tolerances
- 4) All attenuation measurements are measured relative to insertion loss

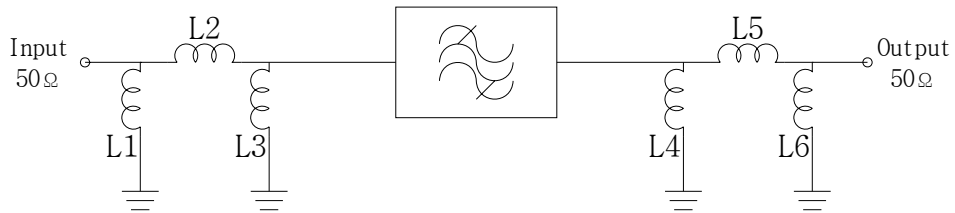
 Integrated Technology Future	ITF Co., Ltd. 102-901, Bucheon Technopark 364, Samjeong-Dong, Ojeong-Gu, Bucheon-City, Gyeonggi-Do, Korea 421-809	Part No.	205606B	
		Rev. Date	2004-02-26	
		Rev.	DS4022-CS01	2/5

SAW Bandpass Filter 205606B - Preliminary



4. Matching Schematic

(Actual matching values may vary due to PCB layout and parasitics)



$$L2 = L5 = 47 \text{ nH}$$

$$L1 = L3 = 180 \text{ nH}$$

$$L4 = L6 = 180 \text{ nH}$$

5. Marking Configuration

ITF¹⁾ 04A001²⁾

205606B³⁾

●⁴⁾

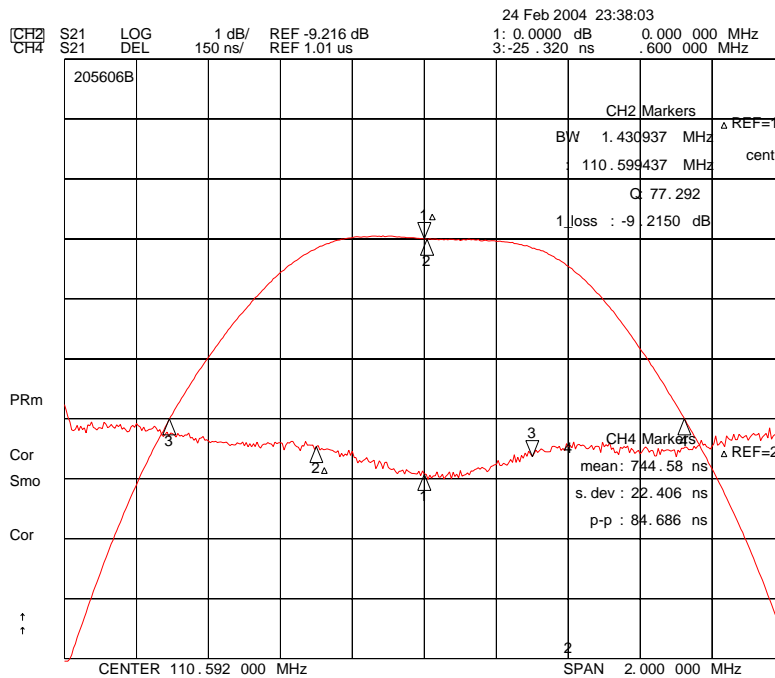
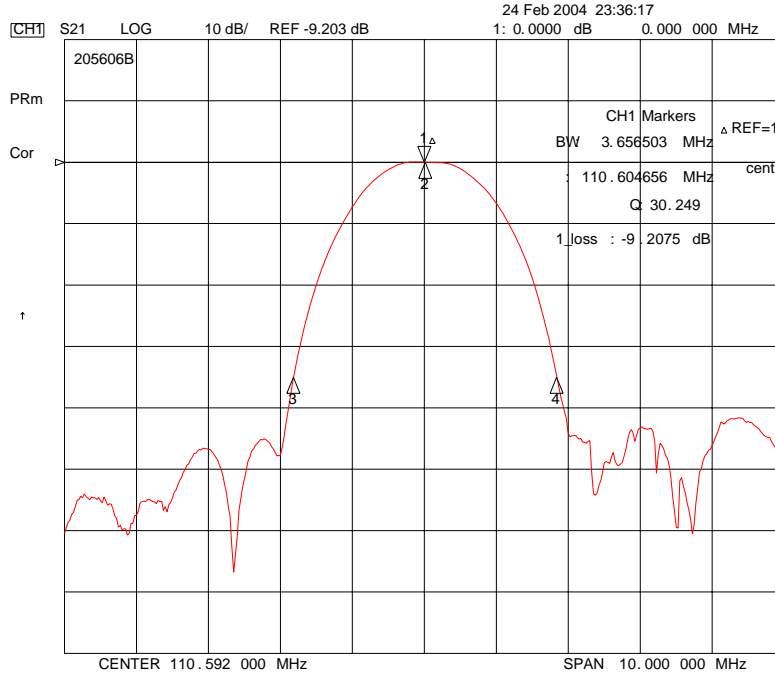
- 1) Manufacturer name
- 2) Lot Number
- 3) Part Number
- 4) Pin Number 1 indicator

	ITF Co., Ltd. 102-901, Bucheon Technopark 364, Samjeong-Dong, Ojeong-Gu, Bucheon-City, Gyeonggi-Do, Korea 421-809	Part No.	205606B	
		Rev. Date	2004-02-26	
		Rev.	DS4022-CS01	3/5

SAW Bandpass Filter 205606B - Preliminary

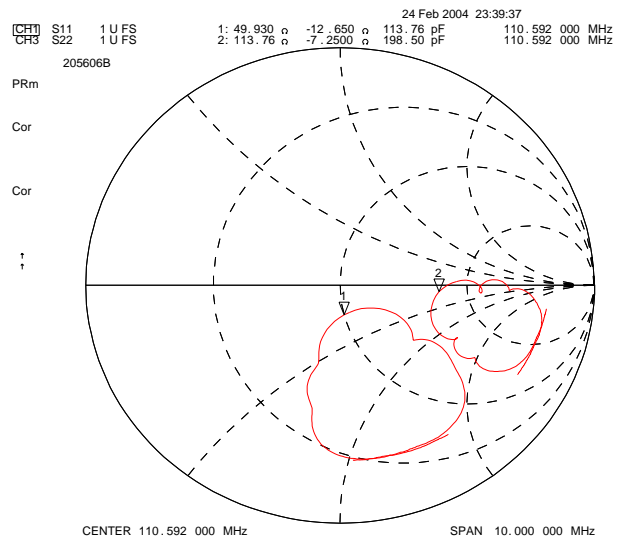
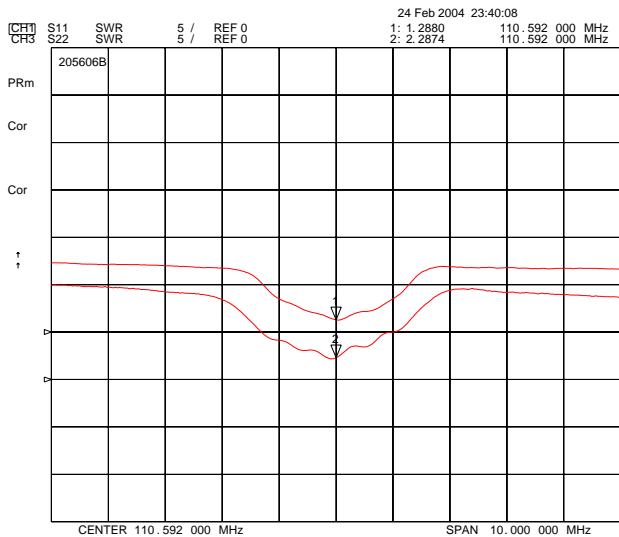
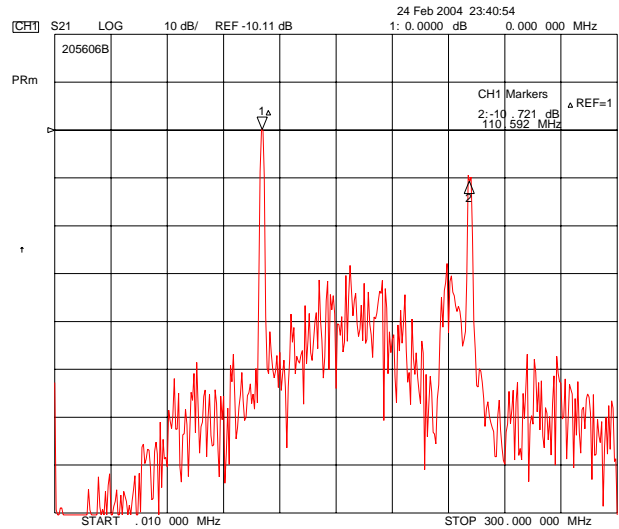
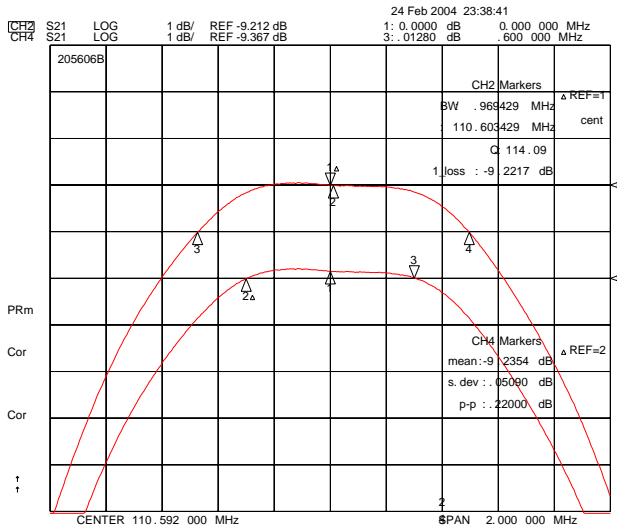


6. Typical Performance (at +25°C)



	ITF Co., Ltd. 102-901, Bucheon Technopark 364, Samjeong-Dong, Ojeong-Gu, Bucheon-City, Gyeonggi-Do, Korea 421-809	Part No.	205606B	
		Rev. Date	2004-02-26	
		Rev.	DS4022-CS01	4/5

SAW Bandpass Filter 205606B - Preliminary



ITF Co., Ltd.
 102-901, Bucheon Technopark 364,
 Samjeong-Dong, Ojeong-Gu, Bucheon-City,
 Gyeonggi-Do, Korea 421-809

Part No. 205606B

Rev. Date 2004-02-26

Rev. DS4022-CS01 5/5