85.0 MHz SAW Filter
Part Number 241907B

1. Features

- Typical 1dB bandwidth of 18.8 MHz
- High attenuation
- Single Ended Operation
- Dual In-line Package (DIP)

RoHS Compliant

Tested by SGS Testing Korea

2. Electrical Specifications

Source and Load Impedance = 50Ω

Room Temperature : +25℃		Minimum	Typical	Maximum
Center Frequency (fo)	MHz	84.91	85.0	85.09
Insertion Loss	dB	-	23.6	25.5
1dB Bandwidth	MHz	18.75	18.87	-
3dB Bandwidth	MHz	-	19.17	-
45dB Bandwidth	MHz	-	20.50	20.60
Amplitude Ripple (Fo±9.22MHz)	dB	-	0.4	1.0
Group Delay Variation (Fo±9.22MHz)	nsec	-	40	100
Absolute Delay	usec	-	2.22	2.28
Ultimate Rejection	dB	50	55	-
Temperature Coefficient of Frequency	ppm/	-	-72	-
Substrate Material	-		128-LN	

* Input POWER : 10dBm

D2012 Package Dimension

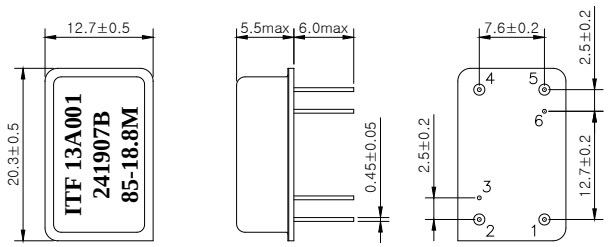

Matching Schematic

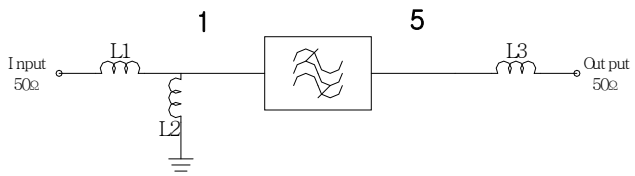

L1 = 47nH, L2 = 270nH, L3 = 47nH

Dimensions shown are nominal in millimeters

Base : Fe(SPCC), Au plating over Ni plated
Cap : Cu & Cr Alloy, Ni Plated
Termination : Kovar, Au Plated

Pin Configuration			
Input	**1**	**Ground**	**2,4**
Output	**5**	**Others**	**Ground**

I T F Co., Ltd.
102-901, Bucheon Technopark 364, Samjeong-Dong,
Ojeong-Gu, Bucheon-City,
Gyounggi-Do, Korea 421-809

Tel: 82-32-621-1213
Fax: 82-32-621-1218

http://www.itf.co.kr
sales@itf.co.kr

2015. 07. 08
Rev 1.1

3. Typical Performance (at +25)

1dB Bandwidth & Ripple

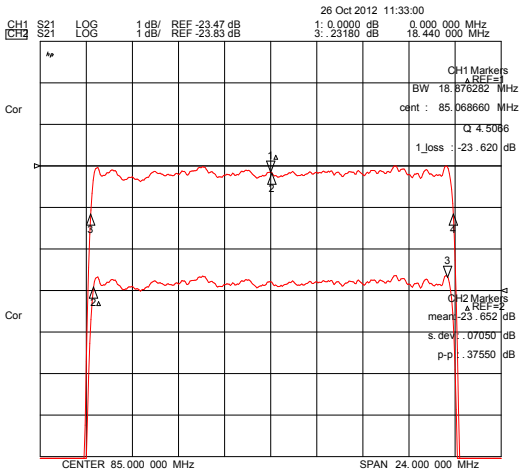

45dB Bandwidth

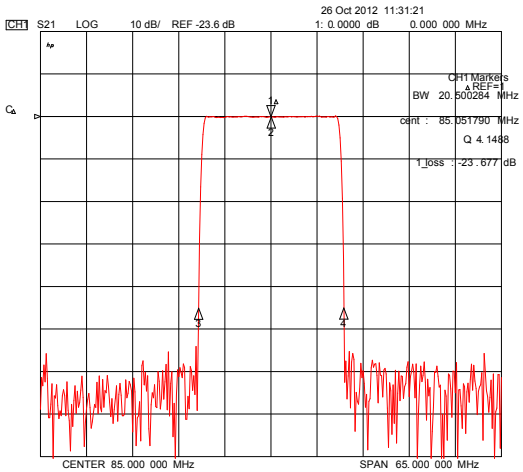

3dB Bandwidth & Group Delay

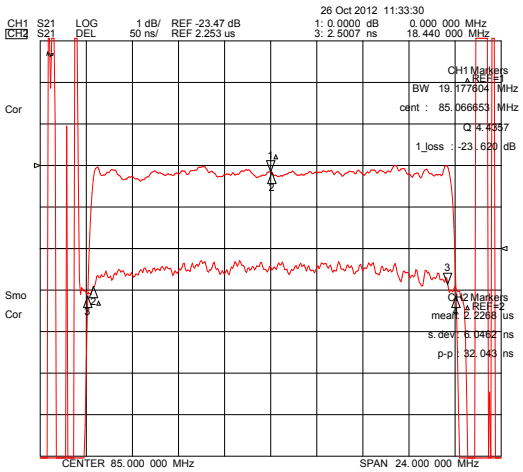

Smith Chart(S11 & S22)

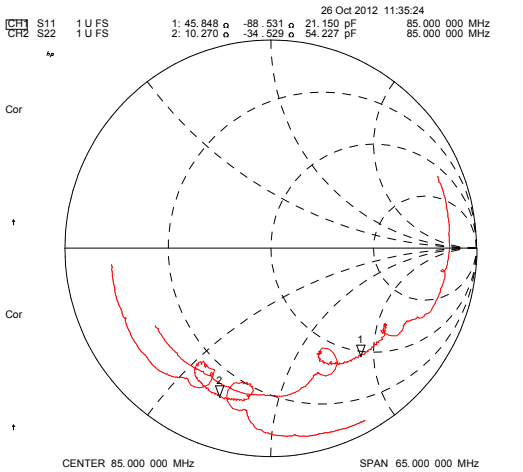

Wideband Properties

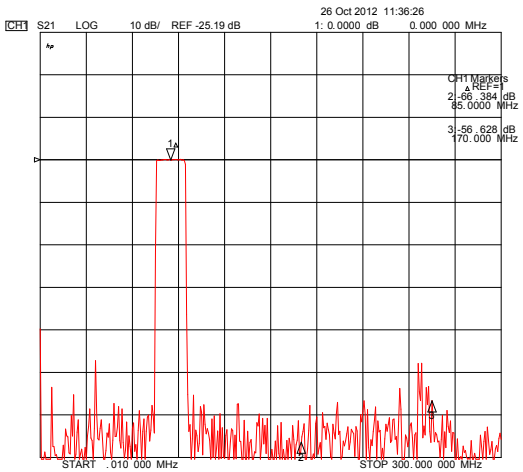
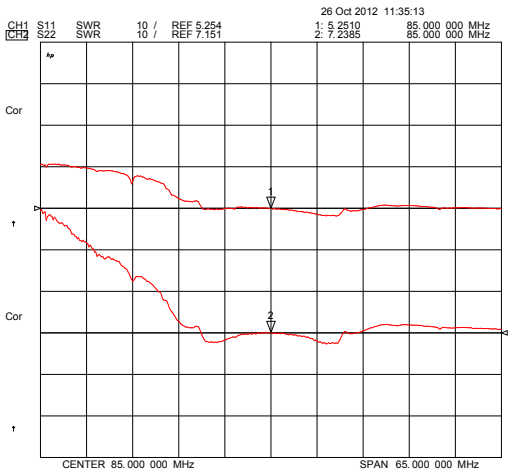
SWR(S11 & S22)